

Hawai'i-  
Pacific  
Evaluation  
Association

Michaelyn Nakoa  
Suresh Tamang  
January 3, 2014



2013 CONFERENCE EVALUATION

## Contents

|   |    |
|---|----|
| Executive Summary .....   | 3  |
| Participant Profiles.....   | 3  |
| General Conference Features .....   | 3  |
| Pre-Conference Workshops .....  | 4  |
| Planning for Future Conferences.....  | 4  |
| Introduction .....  | 5  |
| Conference Participant Profiles .....   | 6  |
| Participant Membership and Previous Conference Participation.....                               | 6  |
| Work Settings.....  | 7  |
| Fields of Interests in Evaluation .....   | 8  |
| Conference Evaluation .....   | 9  |
| Conference Features of Planning and Logistics .....   | 10 |
| Keynote Speakers and Presenters .....   | 12 |
| Overall Value of the Conference.....  | 13 |
| Pre-Conference Workshops .....  | 15 |
| Pre-conference Workshop Attendance.....   | 15 |
| Workshop 1: Introduction to Conflict Resolution .....   | 16 |
| Workshop 2: Inquiry - Q Methodology as a Participatory Evaluation Process .....                 | 17 |
| Reasons for non-attendance .....  | 18 |
| Planning Ahead .....  | 20 |
| Plan to attend H-PEA 2014 .....   | 20 |
| Improve Its Annual Conference .....   | 21 |
| Increase the value of H-PEA Membership and suggestions for meeting your evaluations needs ..... | 21 |
| Members willing to volunteer in H-PEA .....   | 21 |
| Reflection and Recommendations.....   | 22 |
| Appendices.....   | 24 |
| Appendix A - H-PEA 2013 Conference Schedule .....   | 24 |
| Appendix B: H-PEA 2013 Conference Evaluation Survey .....                                       | 26 |
| Appendix C: Open Ended Responses.....   | 39 |

## Executive Summary

This summary provides an overview of main findings from the evaluation of the 2013 Hawaii-Pacific Evaluation Association (H-PEA) conference, which was held on September 12<sup>th</sup> and 13<sup>th</sup>, 2013. The full report follows the executive summary, with detailed descriptions of the quantitative and qualitative data.

### Participant Profiles

- There were 79 out of 98 attendees that responded to the evaluation, yielding an 81% response rate. The 2012 and 2011 response rates were 78% and 86% respectively, making this year's response rate comparable to past evaluations.
- "Evaluator" was reported as the most represented occupation at this year's conference, being 52% of those who responded. This is consistent with past years, where the occupation, "evaluator" was the highest represented occupation with 52% and 51% of respondents in 2012 and 2011, respectively.
- Of the 79 respondents, 23 (29%) were members of the American Evaluation Association (AEA) and 48 (62%) were members of H-PEA, prior to this year's conference.
- The largest groups of reported attendance at this year's conference were never attended (37%) and attended 5-7 times (16%).
- "Higher education" continues to be the highest work setting represented among conference attendees with 40% this year, a slight decrease from 48% reported in 2012. The second highest remains "non-profit organizations" at 22%.
- Of the 78 responses, attendees indicated that "elementary/secondary education" (56%) was the highest field of interest, followed closely by "higher education" (55%). This was a change from last year, where "higher education (56%) was the highest and "elementary/secondary education" (55%) was second.

### General Conference Features

- For general conference features, the highest rating was in the area of conference facility, where 98% of respondents rated it positively with either "excellent" or "good" ratings. Other features that were rated positively were "procedure for submitting proposals" (100%), "online registration" (91%), "timely announcement of the conference" (87%) and "transportation options to the conference" (83%). "Conference publicity" (74%) was rated the lowest, as it was in 2011 and 2012.
- Comments about the general conference features covered all areas of the conference from facilities, meal taste and options, transportation options and quality of proposals submitted. Most frequent concerns were in areas of transportation, specifically lack of information about transportation options and quality of proposals submitted. Praise was given in areas of the location and facility of the conference, including meal options.
- In evaluation of conference speakers and presenters, "keynote speakers" rated the highest with an overall positive rating of 88% for interest level of the speech and 92%

for being “well-prepared”. This was the area that last year’s conference attendees were most satisfied with, as well. For other areas, “attending the conference was worthwhile” (95%), “topics were important and timely” (94%), plan to attend next year’s H-PEA conference” (93%) and “the length of time for each event on the schedule was adequate” (93%), respondents indicated positive ratings of “strongly agree” or “agree”.

- Feedback in these areas highlighted the keynote speakers and the overall quality of the conference, especially related to the value to the discipline of evaluation. One recurrent area of concern was the quality of panel, paper and poster presentations.

### Pre-Conference Workshops

- Thirty-two of 79 respondents, attended at least one of the pre-conference workshops. Four (13%) attended workshop 1, Introduction to conflict resolution, and Eight (25%) attended workshop 2 only, Inquiry: Q methodology as a participatory evaluation process. Twenty (63%) attended both workshops.
- In evaluation of workshop 1, “presenters knowledge of the topic” (96%) was rated the highest with ratings of excellent and good combined. “Usefulness of information” (88%) received lowest ratings, though still positive.
- For workshop 2, “presenter’s knowledge of the topic” (96%) had the highest rating of “excellent” by the respondents that attended. The second highest rating was in the areas of “hands-on activities” (93%), followed by “quality of the information and content presented” (82%).
- The foremost reason respondents indicated not attending the pre-conference workshops was that they were “too busy”, 29 (n=45). Thirteen respondents reported that “topics were not appealing” (29%) as the reason, while another nine noted “schedule conflict” (20%) as their reason.

### Planning for Future Conferences

- When asked about future attendance, 26 respondents reported that they plan to attend, while two do not. Twelve others indicated that their attendance is dependent on “...the timing of the event”.
- Feedback regarding future conferences included recommendations for wider range of topics and inquiry into low H-PEA membership attendance at conferences. Positive feedback was shared in areas of keynote speakers, quality of content and facilities.

## Introduction

The eighth annual Hawaii-Pacific Evaluation Association (H-PEA) conference was held on September 12-13, 2013 at the Ko'olau Ballroom, in Kāne'ohe, on the Windward side of the O'ahu island of Hawai'i. The theme of this year's annual meeting was "*Honoring Diverse Viewpoints... and Beyond*". The conference meeting included Keynote speakers' presentation by Matthew Millitello and Christopher Janson on the topic of *Video as a Method for Dynamic Program and Process Evaluation*. The meeting included panel/table discussions, paper presentations, roundtable, demonstrations, symposium and poster sessions. The pre-conference, held on September 12<sup>th</sup>, included two workshop opportunities on the topics of *Introduction to Conflict Resolution* by Marina A. Piscolesh and *Inquiry: Q Methodology as a Participatory Evaluation Process* presented by Matthew Millitello and Christopher Janson. To view a complete version of the conference schedule and presentation descriptions, see appendix A.

Two doctoral students from the University of Hawai'i at Mānoa, Educational Psychology department and the Social Work department, volunteered to serve as the evaluators for the conference. Evaluators met with the conference planning committee to review last year's recommendations, revise the evaluation tool, and plan administration of the evaluation. The online evaluation was sent to conference attendees, through *Survey Monkey* on the Monday after the conference, September 16, 2013. Two reminder emails were sent to non-respondents, during the following weeks. The survey was closed three weeks after the conference. Fifty-eight attendees completed the survey after the first notice, 17 after the second reminder and 14 after the final reminder. There are a total of 79 respondents out of 98 attendees, with 78 completing the evaluation, entirely. See the complete 2013 H-PEA evaluation questionnaire in appendix B.

## Conference Participant Profiles

Part one of the evaluation provides information about the conference participants, including description of profession, past conference participation, work setting and fields of interests. Attendees were asked, "Which of the following best describe(s) you? (Check all that apply.)" Of the 79 responses, the largest groups represented at the conference were "evaluators", 41(52%), "students", 16(20%), who were followed by "program/project managers", 14(18%) and "Faculty", 12(15%). For participants who responded "other (please specify)", the reported occupations were researcher (4), consultant (1), analyst (1) and epidemiologists. Of the seven, two reported being either an "aspiring evaluator" or "defaulted to evaluator" in describing their occupation. One of the reported "researchers" was qualified as an "educational researcher and writer". Given that the highest occupations represented were "evaluators", "students" and "faculty", topics and keynote speakers should be selected, keeping in mind the needs of these groups.

Figure 1- Table: Participant Occupations

| Occupation               | Frequency | Percentage |
|--------------------------|-----------|------------|
| Faculty                  | 12        | 15%        |
| Administrator            | 9         | 11%        |
| Evaluator                | 41        | 52%        |
| Program/Project Manager  | 14        | 18%        |
| Student                  | 16        | 20%        |
| Other                    | 7         | 9%         |
| <b>Answered question</b> |           | <b>79</b>  |
| <b>Skipped question</b>  |           | <b>0</b>   |

### Participant Membership and Previous Conference Participation

Prior to the conference, 48 (n=78) of the respondents were members of the H-PEA. Of the respondents, 23 (n=79) reported being members of the American Evaluation Association (AEA), prior to attending the conference. While a majority, 62%, of respondents were members of H-PEA prior to this year's conference, only 29% were members of AEA. One suggestion for increasing AEA membership, is to provide AEA membership information when individuals are signing up for H-PEA. In order to encourage AEA membership, an incentive could also be given for those who are members of AEA prior to joining H-PEA, such as a discounted membership.

When asked "How many of the previously held H-PEA conferences did you attend?" 29 (n=79) had "never attended", while 13 attended "five to seven times". None of the participants reported that they were unsure. The evaluation shows that the majority of this year's conference participants were either new to the conference and/or the H-PEA organization or are experienced in attending H-PEA conferences. It seems as though H-PEA is doing a good job maintaining repeat attendees as well as recruiting new participants.

Figure 2- Graph: AEA and H-PEA Membership

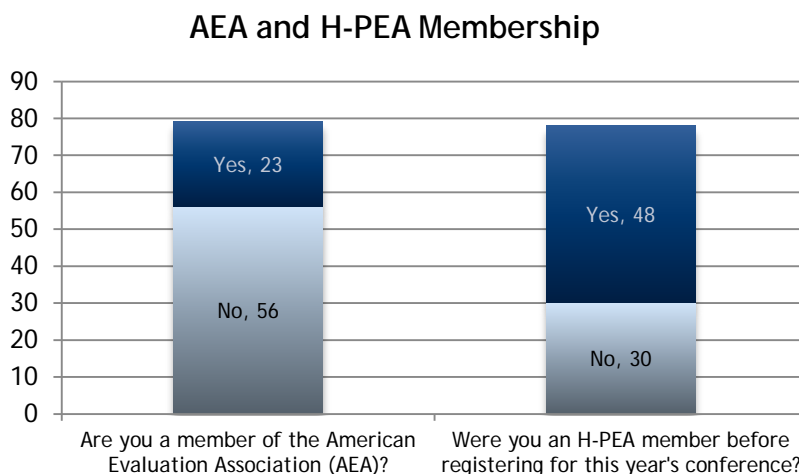
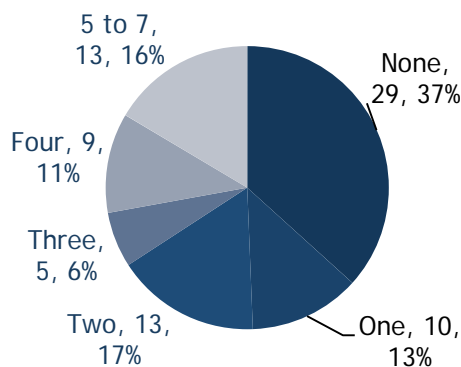


Figure 3- Graph: Previous H-PEA Conference attended

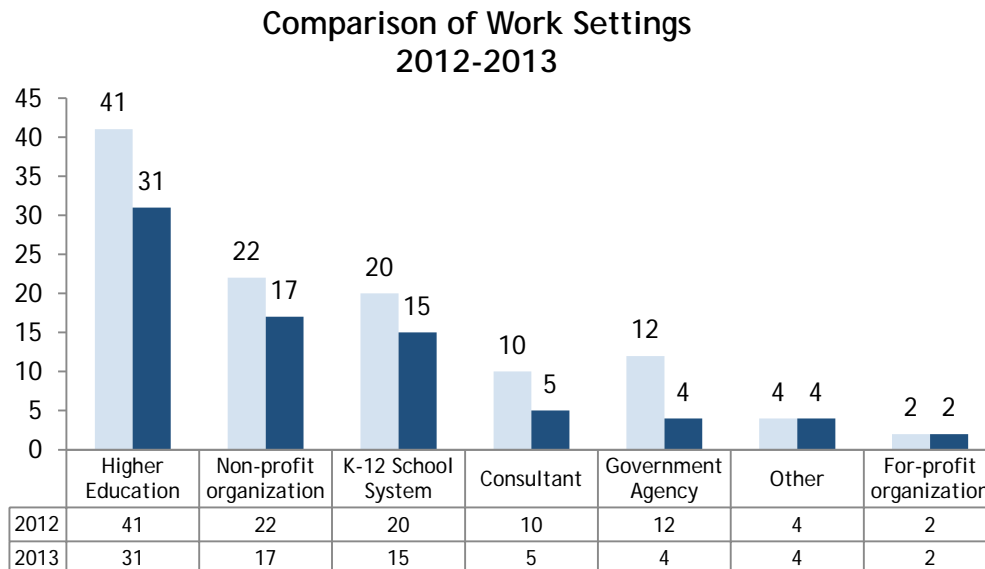
### How many of the previously held H-PEA conferences did you attend?



#### Work Settings

Item 5, "Which of the following best describes your work setting? (Check all that apply)" was edited from 2012, making it a forced choice item. The 85 respondents provided 89 responses in 2012, while there were 78 respondents in 2013. The trend of participants' work setting is

Figure 4- Graph: Work Settings 2012-2013



generally the same, with “higher education” representing the highest group and “non-profit organization” and “K-12 school system” following. For those who chose “other”, reported work settings were described as: “Hawaiian entitlements” (1), “I teach, consult, and evaluate educational programs in universities, businesses, and non-profit organizations working with the K-12 school system respectively” (1), “Video production” (1) and “business” (1). There was a noticeable drop in almost all work settings, which could be accounted for by the forced choice nature of the question. The committee should re-evaluate the value of data collected both years and determine which best fits their needs.

### Fields of Interests in Evaluation

In comparison to profiles of the 2012 conference respondents, the fields of interests (by percentage), for the 2013 conference respondents are comparable. However, there were increases in the number of respondents interested in fields, “community development”, 20 to 30, “social services”, 19 to 29 and “health”, 16 to 23, from 2012-2013. There were decreases in fields of interest worth noting in “International Development” and “Higher Education”. The responses reported by respondents who chose “other” are “general” (1), “indigenous” (2), “disability policy” (1), “digital storytelling” (1), “empowerment” (1), “developmental” (1), “sexual education/studies” (2), “cultural responsive education” (1), “‘āina based education” (1), “youth services” (1), “organizational change” (1) and “STEM” (1). These changes show an increased number of attendees at the H-PEA Conference, who



show interest in community and social service related fields. Education still remains the highest reported field of interest, with respondents choosing “*Higher Education*” (47) and “*Elementary/Secondary Education*” (46). However, the need for topics related to community and social service fields, along with education, may be worth looking in to.

Figure 5- Table: Fields of Interest

|                                | Response Count |      |        | Response Percentage |      |        |
|--------------------------------|----------------|------|--------|---------------------|------|--------|
|                                | 2012           | 2013 | Change | 2012                | 2013 | Change |
| Community Development          | 20             | 30   | 10     | 24%                 | 39%  | 15%    |
| Social Services                | 19             | 29   | 10     | 23%                 | 37%  | 15%    |
| Health                         | 16             | 23   | 7      | 19%                 | 30%  | 11%    |
| Early Childhood Education      | 21             | 25   | 4      | 25%                 | 32%  | 7%     |
| Emergency Management           | 1              | 2    | 1      | 1%                  | 3%   | 1%     |
| Other (please specify)         | 11             | 11   | 0      | 13%                 | 14%  | 1%     |
| Special Education              | 9              | 9    | 0      | 11%                 | 12%  | 1%     |
| Adult Education                | 17             | 16   | -1     | 20%                 | 21%  | 0%     |
| Environmental Management       | 8              | 7    | -1     | 10%                 | 9%   | -1%    |
| Elementary/Secondary Education | 46             | 44   | -2     | 55%                 | 56%  | 2%     |
| Arts & Culture                 | 14             | 11   | -3     | 17%                 | 14%  | -3%    |
| Business & Industry            | 8              | 5    | -3     | 10%                 | 6%   | -3%    |
| Higher Education               | 47             | 43   | -4     | 56%                 | 55%  | -1%    |
| International Development      | 11             | 4    | -7     | 13%                 | 5%   | -8%    |
| N=                             | 84             | 78   |        |                     |      |        |

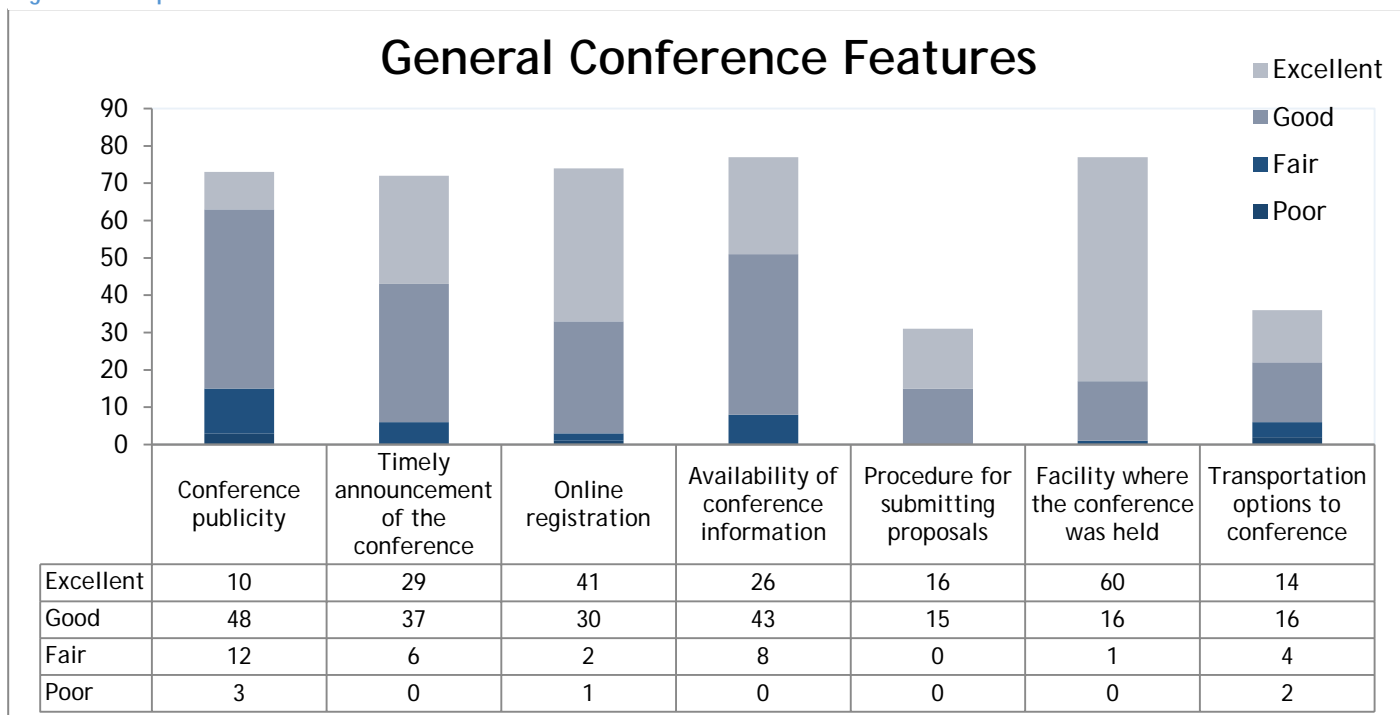
## Conference Evaluation

Items 7-9 of the evaluation ask respondents to rate features of the conference related to the planning and logistics, keynote speakers and other presenters and the overall value of the conference. Each item is posed in the same way, “*please rate the extent to which you agree or disagree with the following statements*”, requiring respondents to rate each statement on a Likert scale with options “*poor, fair, good, excellent and N/A*” for item 7 and “*strongly disagree, disagree, agree, strongly agree and N/A*” for items 8 and 9. All three items allow respondents to provide feedback through an open-ended question following the Likert scale choices.

### Conference Features of Planning and Logistics

Of the conference features related to planning and logistics, an overwhelming, 76 (98%) of the respondents (n=77) rated the conference facility positively with 60 (77%) rating it excellent. Other features such as “conference publicity”, 58 (n=73) “timely announcement of the conference”, 66 (n=72) “online registration”, 71 (n=74) and “availability of conference information”, 69 (n=77) were viewed positively by a majority of the respondents. For the “procedure for submitting proposals”, 31 (n=31) respondents rated this feature positively, while 30 (n=36) positively rated the “transportation options to the conference”. Open-ended responses were collected by asking, “To help us improve future H-PEA conferences, please

Figure 6- Graph: General Conference Features



provide any comments you have about the conference features, including any justifications for your ratings above:” Feedback was provided in both positive aspects of the conference as well as possible areas needing improvement. These are categorized in the table below. Comments regarding the location of the conference were viewed positively, however lack of information about transportation options to conference was commented on four times. Increasing publicity about transportation options would be advisable given that the conference remains at the same location.

Figure 7- Table: Comments from Item 7- General Conference Features

|                                       |                                  |   |
|---------------------------------------|----------------------------------|---|
| Meal Options<br><i>f</i> **=4         | Positive<br><i>f</i> =3          | 14 Food was healthy and appealing!<br><b>16* I still like the venue because it is beautiful and the food is good.</b><br>17 The meals were awesome! As a vegetarian, I really appreciated all of the choices. Most of the time at conferences, we are stuck with just a green salad--this was such a pleasant surprise!   |
|                                       | Needs improvement<br><i>f</i> =1 | 1 Tastier food options :)   |
| Transportation<br><i>f</i> =7         | Positive<br><i>f</i> =3          | 4 I live on Oahu so it was easy to drive to Ko`olau Ballroom.<br>12 It was all simple and easy and plenty of time. Thank you again for the transportation to the conference.<br><b>18 There's a lot of parking and it provides a nice break away from the Waikiki hustle and bustle.</b>  |
|                                       | Needs Improvement<br><i>f</i> =4 | 2 I was not aware of any transportation options to the conference<br>3 Getting out to the conference in Kaneohe is difficult for many students who do not have vehicles, myself included.<br>5 I never heard about any transportation options, so since I was coming from neighbor island, I rented my own car. I was never able to print a receipt off your website. The link you send seemed to take me to the registration page to register and pay again.<br>20 for neighbor island attendees Ko'olau is very difficult if wanting to use public transportation.. The facility itself quite beautiful and inviting. |
| Registration<br><i>f</i> =3           | Needs improvement<br><i>f</i> =3 | 5 The link you send seemed to take me to the registration page to register and pay again.<br>6 Someone else handled my registration, so I cannot comment on the online registration process.<br>11 creating a profile to register seems excessive   |
| Proposals<br><i>f</i> =2              | Positive<br><i>f</i> =1          | 7 The call for presentations or papers goes out in plenty of time.  |
|                                       | Needs improvement<br><i>f</i> =1 | 9 I served as a reviewer and noticed that only the short abstract and the final justification paragraph were included in the proposals--The body of each proposal was left out.   |
| Publicity<br><i>f</i> =1              | Needs Improvement                | 8 I heard about the conference from a professor. I didn't see any other advertisement for it.   |
| Conference Information<br><i>f</i> =2 | Needs Improvement                | <b>13 The site is fabulous although it may be difficult to find if you haven't been there before. I believe the program for the conference was later than usual--if I am wrong, change my rating for availability from fair to good.</b><br>19 The breakout session content was not available beforehand therefore I gave it a "fair" for availability of conference information, however, this did not really bother me  |
| Location<br><i>f</i> =6               | Positive<br><i>f</i> =4          | <b>13 The site is fabulous although it may be difficult to find if you haven't been there before.</b><br>15 The facility surroundings are beautiful, but it can be difficult to hear Sometimes when the ballroom is sectioned off for presentations.<br>18 The venue is excellent. There's a lot of parking and it provides a nice break away from the Waikiki hustle and bustle.<br>20 for neighbor island attendees Ko'olau is very difficult if wanting to use public transportation.. The facility itself quite beautiful and inviting.   |
|                                       | Needs improvement<br><i>f</i> =2 | 10 I think it would be better to advise the conference at the university.<br><b>16 Regarding facility: it is too cold at the conference. The projector seems old at the workshop room and did a poor job projecting contrast and color.</b><br>I still like the venue because it is beautiful and the food is good.   |
| N/A<br><i>f</i> =1                    |                                  | 21 I did not participate in the actual conference. I only attended a workshop the previous day. My ratings are, therefore, based upon that sole experience.   |

\* Bolded comments have feedback in more than one theme and have been copied into each applicable theme.

\*\* *f*= denotes frequency of comments.

## Keynote Speakers and Presenters

The Keynote speakers and panel presentations were rated the highest. A total of 72 (n=74) of respondents agreed that the Keynote speakers were well prepared, while 68 (n=73) felt the keynote speech was interesting. Overall, the respondents rated the interest level and preparedness of speakers and presenters of the sessions as positive. In planning for the future, we can look at areas that respondents "disagreed" with as a gauge for improvement. Four (n=74) of respondents provided a rating of "disagree" for interest level of keynote speaker. For panel presentations, eight (n=73), disagreed with interest level of panel presentations and seven for presenters' preparedness. For the paper presentations five (n=59) respondents selected "disagree" for presenters' preparedness and interest of presenters. Eight (n=73) provided a rating of "disagree" for presenters being interesting and seven for being "well-prepared" in panel presentations.

Feedback through an open-ended response question was collected and are presented in appendix C1. There were nine comments addressing the keynote speakers. The comments were mixed in their evaluation ranging from the content itself to the question of the whether or not the topic is applicable to evaluation, to wanting to hear more from them. The most frequent comments addressed the application of the topic to evaluation, while one comment commended the speakers for "...making meaningful connections to various aspects of evaluation". For the panel presentations, there was a definite theme that emerged through the five comments. Respondents described the panel presentations as being "poorly organized and a bit confusing" and "disorganized". Two commented that the speaker was not well prepared. One respondent honestly commented that they felt one of the presenters to be "rude and pushy", while a few mentioned they did not like the interactive format, and would rather have expert presentations than participating themselves. Some of the important aspects of the keynote speakers/presentations that should be considered are the relevance of topics, organization of the speaker/presenter(s) and presentation style. The committee might want to give presenters tips on presentation techniques and/or give examples of well prepared presentations.

Figure 8- Table: Results of item 8: Presenters and Speakers

|   | Strongly disagree |    | Disagree |     | Agree |     | Strongly agree |     | N/A   |     |
|---|-------------------|----|----------|-----|-------|-----|----------------|-----|-------|-----|
|   | Count             | %  | Count    | %   | Count | %   | Count          | %   | Count | %   |
| The keynote speakers were well-prepared         | 0                 | 0% | 2        | 3%  | 15    | 19% | 57             | 73% | 4     | 5%  |
| The keynote speech was interesting              | 1                 | 1% | 4        | 5%  | 27    | 35% | 41             | 53% | 5     | 6%  |
| The panel presentations were interesting        | 0                 | 0% | 8        | 10% | 34    | 44% | 31             | 40% | 5     | 6%  |
| The panel speakers were well-prepared           | 0                 | 0% | 7        | 9%  | 36    | 46% | 30             | 38% | 5     | 6%  |
| The paper presenters were well-prepared         | 0                 | 0% | 5        | 6%  | 32    | 42% | 22             | 29% | 18    | 23% |
| The demonstration presenters were well-prepared | 0                 | 0% | 1        | 1%  | 14    | 18% | 22             | 28% | 41    | 53% |
| The demonstrations were interesting             | 0                 | 0% | 1        | 1%  | 16    | 21% | 20             | 26% | 41    | 53% |
| The poster presenters were well-prepared        | 0                 | 0% | 1        | 1%  | 19    | 25% | 19             | 25% | 38    | 49% |
| The paper presenters were interesting           | 0                 | 0% | 5        | 6%  | 36    | 47% | 18             | 23% | 18    | 23% |
| The poster presentations were interesting       | 0                 | 0% | 2        | 3%  | 23    | 29% | 16             | 21% | 37    | 47% |
| The roundtable presenters were well-prepared    | 0                 | 0% | 5        | 6%  | 11    | 14% | 15             | 19% | 46    | 60% |
| The roundtable presentations were interesting   | 1                 | 1% | 2        | 3%  | 17    | 22% | 11             | 14% | 46    | 60% |

## Overall Value of the Conference

Overall ratings were positive, with no apparent areas of need. The results from this item were consistent with the others in that, the respondents felt, by a majority, positive value from attending the conference. Seventy-one respondents (n=76) selected positive responses in favor of attending next year's conference, "strongly agree" and "agree". Seventy-five (n=78) of respondents felt that attending the conference was a worthwhile experience, while 69 (n= 77) rated the conference as meeting their expectations. Fifty-seven (n=77) were able to make new contacts and new opportunities for future collaboration and 75 (n=78) learned something new. In rating adequacy for length of time for each event on the schedule, 72

(n=78) agreed or strongly agreed and a 74 (n=78) felt that the topics were important and timely. In order to plan for future conferences, it is advisable to look at the areas in which respondents selected "disagree". The area with the most selected "disagree" (11, n=77) was "...found new contacts and opportunities for future collaboration." The next was, "the conference met my expectations" with seven (n=77) respondents who selected "disagree". Conference planners may want to consider more networking activities, which would allow attendees to make new contacts, if they choose.

Figure 9-Graph: Item 9: Value of Conference



## Pre-Conference Workshops

This section covers the evaluation of the pre-conference workshops held on Thursday, September 12, 2013. To evaluate the effectiveness of the pre-conference workshops, attendees were asked if they attended any of the pre-conference workshops. Pre-conference attendees were also asked to evaluate features of each workshop in areas related to *“Pace of the workshop”*, *“Organization of the workshop”*, *“Hands-on Activities”*, *“Presenter’s knowledge of the topic”*, *“Quality of the information and content presented”* and *“Usefulness of the information presented”*.

### Pre-conference Workshop Attendance

Of the 79 evaluation respondents, 32 (41%) of the participants attended one or more of the pre-conference workshops. Of the participants that attended pre-conference workshops, the evaluation revealed that four (13%) attended the “Introduction to Conflict Resolution” workshop 1 only, while eight (25%) attended the “Q Methodology as a Participatory Process” workshop 2 only. Twenty (63%) of those that attended the pre-conference workshops attended both of the workshops. It is apparent that of the conference participants that chose to attend the pre-conference workshops, a majority attended both workshops as opposed to only one. However, the attendance at pre-conference workshops, 32 of the total evaluation respondents (n=79) could be improved. The evaluation of the non-participants later in this report helps to explain the pre-conference attendance and suggestions for improving attendance.

Figure 10- Graph: Pre-Conference Attendance

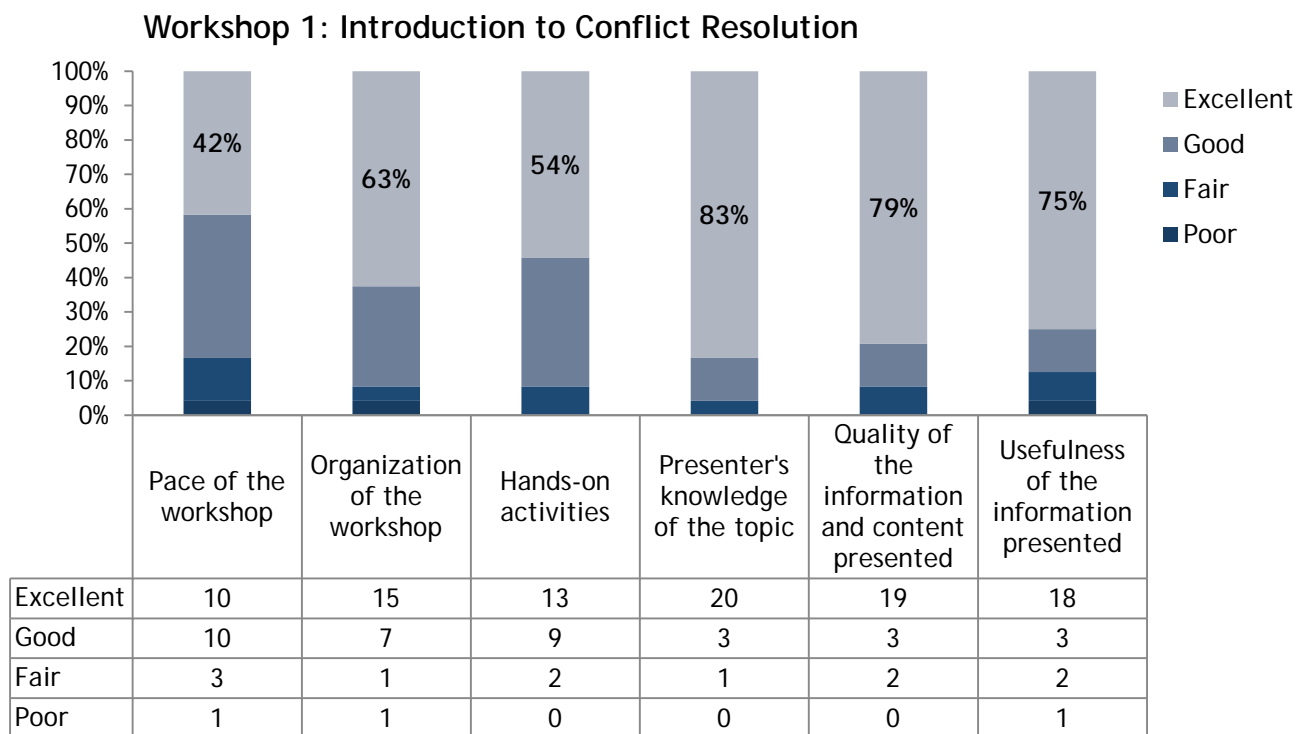


### Workshop 1: Introduction to Conflict Resolution

Twenty-four respondents rated different features of the workshop. Altogether 10 (42%) rated the “pace of the workshop” as excellent and a total of 20 (64%) rated the “pace of the workshop as “good” or “excellent”. A total of 22 (92%) of respondents indicated that the “organization of the workshop” was excellent or good, while “hands-on activities” was rated the same with

22(92%) indicating excellent or good responses. The feature “presenter’s knowledge on the topic” was rated overwhelmingly high, with 20 (83%) respondents indicating excellent alone, with an additional three rating this feature good, totaling 23 (96%). This item also included an open-ended section that asked respondents to justify their ratings of the pre-conference workshop 1 by offering their comments. Nine (n=24) respondents indicated the following positive strengths as well as improvement areas for the workshop 1.

Figure 11-Graph: Workshop 1: Introduction to Conflict Resolution



None of the features were rated negatively, though the “pace of the workshop”, “organization of workshop” and “usefulness of the information presented” could be improved. Perhaps, the committee could share this feedback with future presenters, to encourage planning, awareness of presentation timing and use of useful information.



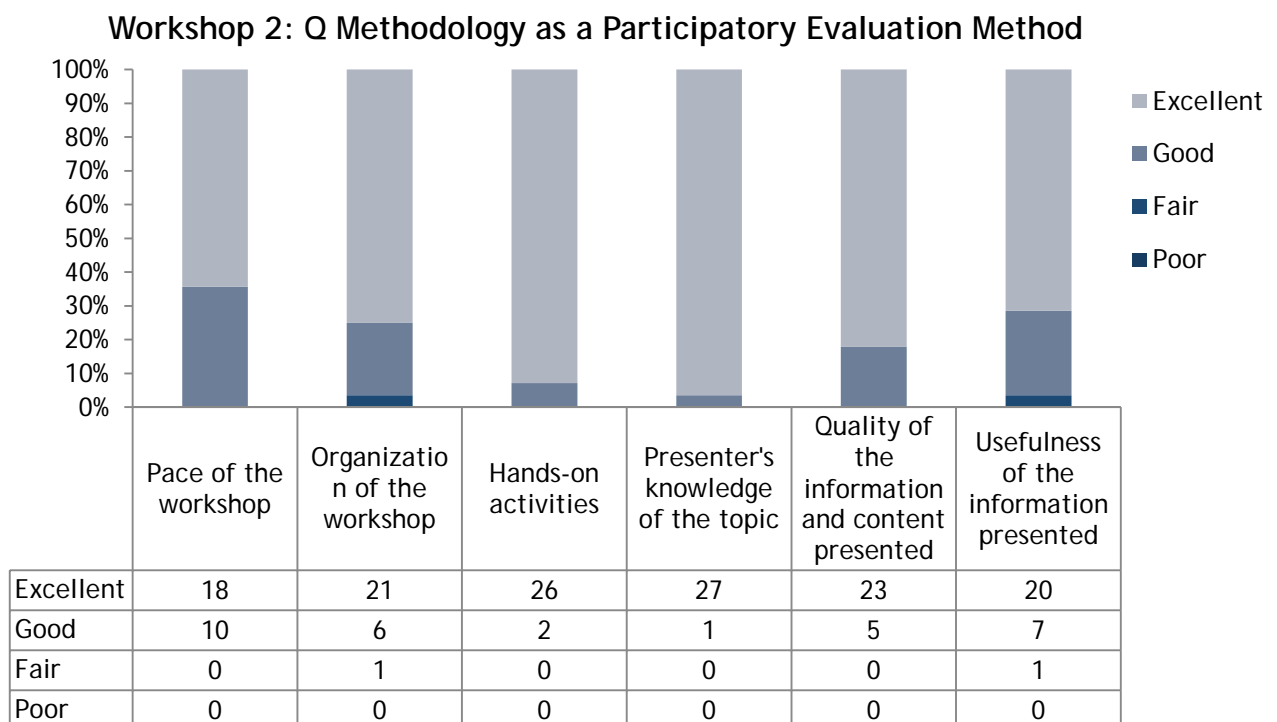
Figure 12- Table: Workshop 1: Comments

| Strengths (Most Valuable Aspects)  | Improvement Areas (Least Valuable Aspects)   |
|--|--|
| The best part of the conference was the pre workshops. It allowed more time to dig into the topic and gave many examples.  | I just wished there were more technical advice on how to reframe and had the opportunity to practice given simulated scenarios.  |
| <i>The presenter (XXX) was a dynamic and interesting speaker- time well spent. She (XXX) was great</i>   | Would have liked less general information and more hands-on activities. The "know yourself" is a good topic, but perhaps that could have been figured out during more hands-on activities.   |
| This presenter provided a fresh perspective, and the training will benefit all members of the evaluation community, even those who have prior training in conflict management. | Presenter had a lot of information but did not quite pace it right; got rushed at the end. This should be repeated as a full day workshop. Should have been all day.   |
| I enjoyed this session very much. I had a great deal of experience and education around conflict resolution and mediation (certificated) and absolutely loved her approach     | The presenter seemed a bit flustered by the time constraints and lost track of where she was in the presentation. Much of the information that she presented was self-explanatory. There was a lot of cultural bias and cultural assumptions based on her positionality and privilege as a White woman. I was disappointed with this workshop. |

### Workshop 2: Inquiry - Q Methodology as a Participatory Evaluation Process

Workshop 2 was, jointly, presented by Matthew Militello and Christopher Janson. Attendees were asked to rate the features of the "Inquiry- Q Methodology as a Participatory Evaluation

Figure 13-Graph: Workshop 2: Q Methodology as a Participatory Evaluation Method



Process". Respondents (n=28) rated "*presenters' knowledge of the topic*" as highest with 27, followed by "*hand-on activities*" (26); and "*quality of the information and content presented*" (23). While, "*Organization of workshop*", "*Usefulness of the information presented*" and "*pace of the workshop*" were also rated "excellent" by 21, 20 and 18 of the respondents, and "good" by 6, 7 and 10 of the respondents, respectively. Ten out of 28 respondents indicated the following positive strengths as well as improvement areas for the workshop 2.

On the whole, this workshop was considered to be a new area to be explored, and a great piece that could be useful in evaluation. However, it was suggested to have more time spent and that the presenters could have given more examples, references, and data to show its applicability in evaluations.

Figure 14- Table: Workshop 2 - Comments

| Strengths (Most Valuable Aspects)  | Improvement Areas (Least Valuable Aspects)   |
|--|--|
| <i>The presenters (XXX and YYY) were great in their workshop and they could have been an all day workshop too.</i>   | I think it would be great to bring both back for a more in-depth training.   |
| <i>The presenters (XXX and YYY) were engaging, and I loved the hands-on element of the workshop. I actually learned something that I can take back to my work and use immediately!</i>   | For those of us who are not practicing evaluators, I thought it would be useful if time was spent on how to actually convert the data to be presented both quantitatively and qualitatively in the final end state of a report, dissertation, publication, etc.  |
| <i>The presentation had a nice mix of interactivity and lecture. The presentation got me excited about using Q Methodology in my work.</i><br><br><i>This was a really great workshop. Possibly the best part of the whole conference.</i> | In the beginning, they kept talking about the benefits of Q-methodology without us knowing what it really is, so a lot of it just went over my head. There is also no summary of the benefits of its use at the end. I wish that they played the video demonstrating Q-methodology in the beginning. It would have made things a lot more clear. |
| <i>This was something very new to me but very intriguing. The presenters were able to cover the basics with the hand-on demo.</i>  | My only complaint is that it was too short--so presenters had to refer us to external links rather than walking us through the full method.  |
| <i>Highly useful methodology, and outstanding presenters.</i>  | Interesting! More examples of applications to evaluation.  |
| <i>LOVED this workshop! It was SO useful!</i>  | This should be a full-day workshop.  |

## Reasons for non-attendance

Reasons for non-attendance at the pre-conference workshop was added to this year's evaluation. Out of 45 attendees who responded this item, 29 (64%) indicated that they were too busy to attend the pre-conference workshop(s), 13 (29%) stated that the topics were not very appealing to them and nine (20%) were not able to attend due to schedule conflicts. Unfortunately, six (13%) were unable to attend the pre-conference workshop(s) due to the

lack of institutional funding support to their attendance. The first and third responses indicate that the potential participants of the pre-conference workshops seemed to be busy or had a schedule conflict, which may be due to the fact the conference was held during the week. The planning committee might want to consider organizing the workshops on the weekends, to increase attendance. Of the answer options that received no responses, the committee may want to consider eliminating “no longer engaged in evaluation work”, if this portion of the evaluation remains a part of the larger evaluation. Respondents of this evaluation, would have attended the H-PEA conference, implying that they still do some sort of work in evaluation. The other options, remain relevant.

Figure 15- Table: Reasons for Non-attendance

| Which of the following reasons were associated with your nonattendance at this year's pre-conference workshop(s) on September 12? (Check all that apply.) |                  |                |
|---|------------------|----------------|
| Answer Options  | Response Percent | Response Count |
| Too busy  | 64%              | 29             |
| Topics were not appealing   | 29%              | 13             |
| Schedule conflict   | 20%              | 9              |
| Lack of institutional funding to support my attendance  | 13%              | 6              |
| Other (please specify)  | 9%               | 4              |
| Paying for registration was an issue  | 7%               | 3              |
| Location  | 2%               | 1              |
| Ill that day  | 0%               | 0              |
| Speakers were not appealing   | 0%               | 0              |
| No longer engaged in evaluation work  | 0%               | 0              |
| <i>answered question</i>  |                  | <b>45</b>      |

## Planning Ahead

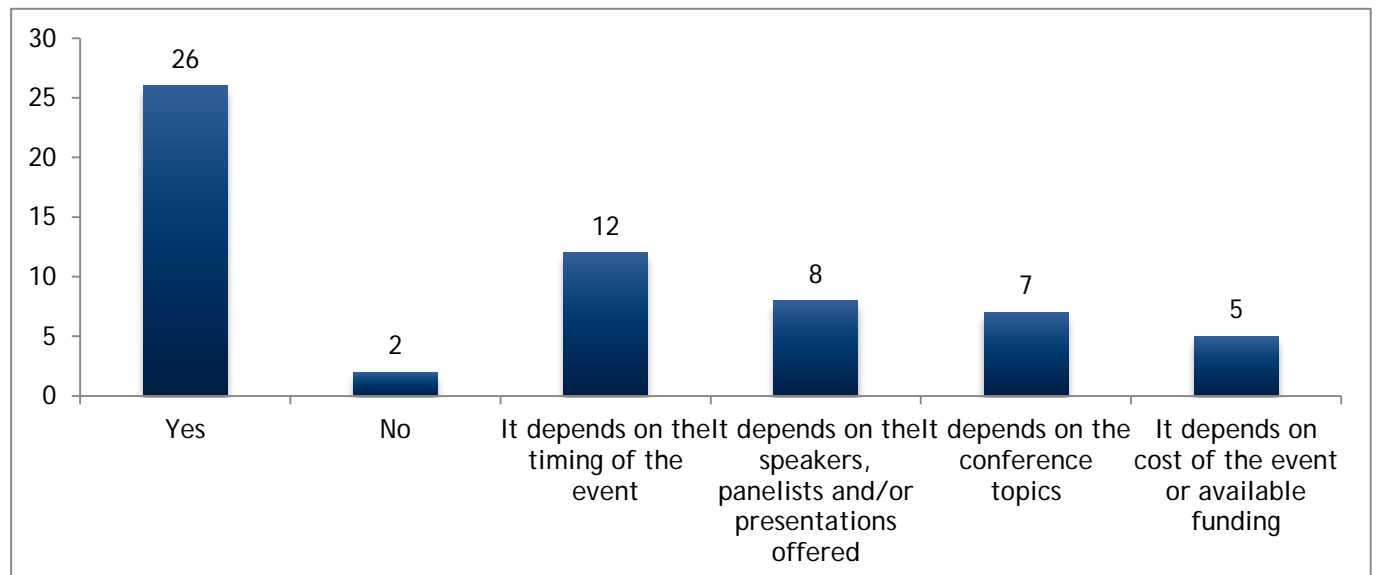
One of the primary reasons for evaluating this annual conference is for planning future conferences. Each year the planning committee reviews the previous year's evaluation to help with conference planning in all areas. Getting feedback from attendees is influential in improvement and quality of future conferences. The following items address future attendance and value of H-PEA membership.

### Plan to attend H-PEA 2014

We asked attendees if they have a plan to attend the H-PEA 2014 conference. The item allowed respondents (n=44) to choose more than one response. Twenty-six (59%) stated that they plan to attend, while 2 (5%) do not. The timing of the event (12), speakers/panelists/presenters (8), conference topic (7) and cost of event or availability of funding (5) were indicated as factors related to attendance next year. There were two respondents who indicated "other" and provided the following responses, "at least at the present time, I do" and "I will not be living on O'ahu". It is useful for the planning committee to know that attendance of some respondents is affected by the "timing" of the event, "selection of presenters", "conference topics" and the cost of the conference along with available funding to defray cost of attendance. Information about available funding and publicity about event dates could be posted early to allow for planning.

The way this question was posed, presented some challenges in analysis. We would suggest

Figure 16-Graph: Projected Attendance to 2014 H-PEA Conference



separating the question into two, one asking yes/no, and using “skip logic” to learn more about reasons for not attending, in the second.

### **Improve Its Annual Conference**

Seventeen out of 79 responders, provided feedback on ways H-PEA can improve its annual conference. Attendees observed the strengths of the conference including the keynote speakers, but they were disappointed with less people that attended this year’s conference. They enjoyed the content and the methods used, however they recommended having more themes and wide range of topics with robust call for presenters. The venue, food and the networking opportunities were considered the best parts of the conference while suggestions were provided to conduct a survey on how to better manage and coordinate such events in the future; as well as to find out why members do not attend the conference. Full list of suggestions provided in appendix C3.

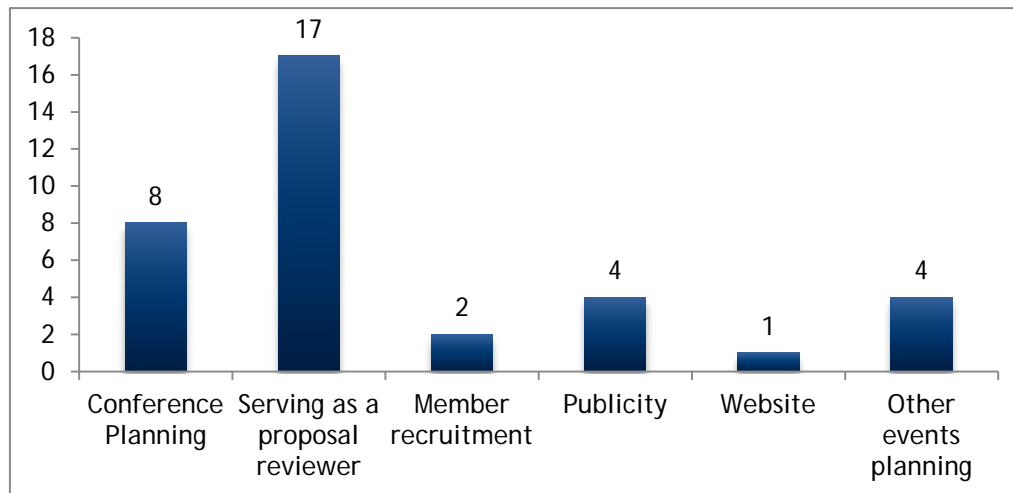
### **Increase the value of H-PEA Membership and suggestions for meeting your evaluations needs**

When asked how the value of an H-PEA membership could be increased and for suggestions to better meet their evaluation needs, respondents (n=26) stated that it can be maintained by the continuation of the listserv, hands-on-training workshops and by encouraging all state agencies, Universities and community organizations. Some suggested to improve membership by organizing additional workshops and networking events throughout the year, publishing regular newsletters and using the website for notices and opportunities, not only for conference information. Full list of suggestions presented in appendix C4.

### **Members willing to volunteer in H-PEA**

Participants were asked to select any area(s) that they would be willing to volunteer in. Seventeen (n=22) attendees shared willingness to serve as a proposal reviewer, while eight can assist in conference planning. Four respondents were willing to help in both publicity and other events planning, two said they can assist in member recruitment while one member can assist with website maintenance.

Figure 17-Graph: Members willing to volunteer in areas....



## Reflection and Recommendations

Through the conference evaluation, that covered participant demographics, and evaluation of the general conference and pre-conference workshops, there are a few areas that improvements could be made. First, there were repeated questions asking for similar feedback, in the open-ended format, for improving future conferences. Namely, the open-ended question, *“To help us improve future H-PEA conferences, please provide any comments you have about the conference features, including any justifications for your ratings above:”* is placed at the end of items 7,8 and 9. Similarly, item 17 asks, *“Please provide feedback on way H-PEA can improve its annual conference”*. While item 7-9 yielded slightly different responses based on the context of the item itself, a majority of the responses were related to the conference as a whole and were represented again in item 17. We did not look for consistency within the open-ended responses to see if they were indeed repeated, though that could be suspected. As a result, the qualitative response analysis was challenging and could affect respondents’ patience. Re-evaluating where and why the questions were asked, is advisable. Another concern were overlaps between response categories within questions. The response categories, *“schedule conflict”* and *“too busy”* on the item 15 could be merged. They do define different reasons, however, the discretion is not necessary. Thirdly, construction of item 16 could be reviewed, as well. It asks, *“Do you plan to attend the H-PEA 2014 conference?”* Responses choices are *“yes”*, *“no”*, and four other reasons. One suggestion would be to separate the yes/no question from the reasons, and create an *“skip logic”* that leads, *“no”*, respondents to the item with reason options. The other option is to keep the yes/no option with open-ended responses. Since this is the first

year that this item was included, the planning committee could evaluate its value to the overall evaluation and facilitation in planning for future conferences.

With some of the changes to this year's evaluation, such as addition of items related to non-attendance and future attendance, valuable information was collected addressing participation. Results reflect concern in areas regarding pre-conference attendance and quality of paper and poster presentations, which could be indirectly related to participation. This validates the need for the H-PEA conference. With the organization being in its infancy, the annual conference is a way to continually increase interest, participation and relevance to the discipline of evaluation. With continuous evaluation and improvement of the H-PEA conference and its activities, participation in H-PEA will flourish.

## Appendices

### Appendix A - H-PEA 2013 Conference Schedule

[HOME](#) | [ABOUT H-PEA](#) | [MEMBERSHIP](#) | [EVENTS & NEWS](#) | [WHAT IS EVALUATION?](#) | [RESOURCES](#) | [CONTACT](#)

## EVENTS

[Archives](#)

### 2013 Conference and Pre-conference Workshops

*Honoring Diverse Viewpoints . . . and Beyond*

8th Annual Conference of the Hawai'i-Pacific Evaluation Association

September 12 and 13, 2013, Ko'olau Ballrooms, Kāne'ohe [<http://koolauballrooms.com/>]

[Register Now!](#)

[Registration instructions](#)

| Friday, September 13, 2013, Ko'olau Ballrooms, Kāne'ohe |   |
|---|---|
| <b>Honoring Diverse Viewpoints . . . and Beyond</b>     |   |
| 8:30-9:00   | Registration and Continental Breakfast  |
| 9:00  | Oli & welcome   |
| 9:15-10:15  | <a href="#">Keynote: Video As a Method for Dynamic Program and Process Evaluation by Matthew Militello and Christopher Janson</a>           |
| 10:15-10:30   | Break   |
| 10:30-12:00   | <a href="#">Panel and Table Discussion: Applying Community Based Participatory Research to Evaluation</a>                                   |
| 12:15-1:15  | Lunch (includes a brief business meeting)   |
| 1:15-2:30   | <a href="#">Presentations in break-out rooms: paper, roundtable, demonstration, symposium</a><br><a href="#">Information for Presenters</a> |
| 2:30-2:45   | Break   |
| 2:45-4:00   | <a href="#">Presentations in break-out rooms: paper, roundtable, demonstration, symposium</a><br><a href="#">Information for Presenters</a> |
| 4:00-5:00   | <a href="#">Poster Session and Ice-cream Social</a> —an excellent networking opportunity!<br><a href="#">Information for Presenters</a>     |



*Conference cost.*

| Type              | Cost*<br>Early-bird | Cost*<br>After August 23 |
|-------------------|---------------------|--------------------------|
| Regular           | \$115.00            | \$130.00                 |
| Full-time Student | \$50.00             | \$65.00                  |

\*Includes parking, continental breakfast, buffet lunch, coffee breaks, ice-cream social, and a complimentary 1-year H-PEA membership (regular membership dues are \$30.00/year).

**Pre-conference Workshops**

Date. Thursday, Sept 12, 2013, Ko'olau Ballrooms, Kāne'ohe [<http://koolauballrooms.com/>]

Cost. \$65/workshop or \$115 for both. Lunch included.

|   |                  |
|---|------------------|
| <u><i>A. Introduction to Conflict Mediation</i></u><br>Lunch included (12:00 pm, Honey's at Ko'olau restaurant)                           | 9:00 am-12:00 pm |
| <u><i>B. Inquiry: Q Methodology as a Participatory Evaluation Process</i></u><br>Lunch included (12:00 pm, Honey's at Ko'olau restaurant) | 1:30 pm-4:30 pm  |

Notes: All workshops are limited to 50 participants. A limited number of full-time-student seats are available at a discounted price (\$50/workshop or \$85 for both workshops for full-time students).

**Register Now!**

## Appendix B: H-PEA 2013 Conference Evaluation Survey

**<b>2013 H-PEA Conference Evaluation Form&nbsp;</b>****General Participant Information**

Thank you for attending the 2013 Hawai'i-Pacific Evaluation Association (H-PEA) Conference and Workshop(s). The purpose of this evaluation is to learn about your experiences at this conference and the workshop(s) that you attended. This evaluation should take about 15 minutes to complete. All responses will be kept confidential and will be aggregated and used to improve next year's event.

**1. Which of the following describe(s) you? (Check all that apply.)**

- |   |  |
|---|--|
| <input type="checkbox"/> Faculty                | <input type="checkbox"/> Program/Project Manager |
| <input type="checkbox"/> Administrator          | <input type="checkbox"/> Student                 |
| <input type="checkbox"/> Evaluator              |  |
| <input type="checkbox"/> Other (please specify) |  |

---

**2. Are you a member of the national American Evaluation Association (AEA)?**

- Yes  
 No

**3. Were you an H-PEA member before registering for this year's Conference?**

- Yes  
 No

**<b>2013 H-PEA Conference Evaluation Form&nbsp;</b>**

**Previous H-PEA Conferences Attended**

**1. How many of the previously held H-PEA conferences did you attend?**

0

1

2

3

4

5 to 7

Not sure

**<b>2013 H-PEA Conference Evaluation Form&nbsp;</b>**

**Work Setting & Evaluation Interests**

**1. Which of the following best describes your work setting?**

- Higher education
- K-12 School system
- Government agency
- Other (please specify)
- Non-profit organization
- For-profit organization
- Consultant

**2. Please select your field(s) of interest in evaluation. (Check all that apply.)**

- Adult Education
- Higher Education
- Elementary/Secondary Education
- Early Childhood Education
- Special Education
- Health
- Social Services
- Other (please specify)
- Environmental Management
- Arts & Culture
- Community Development
- International Development
- Business & Industry
- Emergency Management

**<b>2013 H-PEA Conference Evaluation Form&nbsp;</b>**

**General Conference Evaluation**

**1. Please rate the following features of this H-PEA conference.**

|  | Poor                  | Fair                  | Good                  | Excellent             | N/A                   |
|--|-----------------------|-----------------------|-----------------------|-----------------------|-----------------------|
| Conference publicity                   | <input type="radio"/> | <input type="radio"/> | <input type="radio"/> | <input type="radio"/> | <input type="radio"/> |
| Timely announcement of the conference  | <input type="radio"/> | <input type="radio"/> | <input type="radio"/> | <input type="radio"/> | <input type="radio"/> |
| Online registration                    | <input type="radio"/> | <input type="radio"/> | <input type="radio"/> | <input type="radio"/> | <input type="radio"/> |
| Availability of conference information | <input type="radio"/> | <input type="radio"/> | <input type="radio"/> | <input type="radio"/> | <input type="radio"/> |
| Procedure for submitting proposals     | <input type="radio"/> | <input type="radio"/> | <input type="radio"/> | <input type="radio"/> | <input type="radio"/> |
| Facility where the conference was held | <input type="radio"/> | <input type="radio"/> | <input type="radio"/> | <input type="radio"/> | <input type="radio"/> |
| Transportation options to conference   | <input type="radio"/> | <input type="radio"/> | <input type="radio"/> | <input type="radio"/> | <input type="radio"/> |

To help us improve future H-PEA conferences, please provide any comments you have about this conference features, including any justifications for your ratings above:

**2. Please rate the extent to which you agree or disagree with the following statements.**

|  | Strongly disagree     | Disagree              | Agree                 | Strongly agree        | N/A                   |
|--|-----------------------|-----------------------|-----------------------|-----------------------|-----------------------|
| The keynote speech was interesting.              | <input type="radio"/> | <input type="radio"/> | <input type="radio"/> | <input type="radio"/> | <input type="radio"/> |
| The keynote speakers were well-prepared.         | <input type="radio"/> | <input type="radio"/> | <input type="radio"/> | <input type="radio"/> | <input type="radio"/> |
| The panel presentations were interesting.        | <input type="radio"/> | <input type="radio"/> | <input type="radio"/> | <input type="radio"/> | <input type="radio"/> |
| The panel speakers were well-prepared.           | <input type="radio"/> | <input type="radio"/> | <input type="radio"/> | <input type="radio"/> | <input type="radio"/> |
| The paper presentations were interesting.        | <input type="radio"/> | <input type="radio"/> | <input type="radio"/> | <input type="radio"/> | <input type="radio"/> |
| The paper presenters were well-prepared.         | <input type="radio"/> | <input type="radio"/> | <input type="radio"/> | <input type="radio"/> | <input type="radio"/> |
| The roundtable presentations were interesting.   | <input type="radio"/> | <input type="radio"/> | <input type="radio"/> | <input type="radio"/> | <input type="radio"/> |
| The roundtable presenters were well-prepared.    | <input type="radio"/> | <input type="radio"/> | <input type="radio"/> | <input type="radio"/> | <input type="radio"/> |
| The demonstrations were interesting.             | <input type="radio"/> | <input type="radio"/> | <input type="radio"/> | <input type="radio"/> | <input type="radio"/> |
| The demonstration presenters were well-prepared. | <input type="radio"/> | <input type="radio"/> | <input type="radio"/> | <input type="radio"/> | <input type="radio"/> |
| The poster presentations were interesting.       | <input type="radio"/> | <input type="radio"/> | <input type="radio"/> | <input type="radio"/> | <input type="radio"/> |
| The poster presenters were well-prepared.        | <input type="radio"/> | <input type="radio"/> | <input type="radio"/> | <input type="radio"/> | <input type="radio"/> |

To help us improve future H-PEA conferences, please provide additional comments you may have about this year's H-PEA conference, as well as any justifications for your ratings above:

**<b>2013 H-PEA Conference Evaluation Form&nbsp;&nbsp;&nbsp;</b>**

**General Conference Evaluation (cont.)**

**1. Please rate the extent to which you agree or disagree with the following statements.**

|  | Strongly disagree     | Disagree              | Agree                 | Strongly agree        | N/A                   |
|--|-----------------------|-----------------------|-----------------------|-----------------------|-----------------------|
| The topics were important and timely.                                | <input type="radio"/> | <input type="radio"/> | <input type="radio"/> | <input type="radio"/> | <input type="radio"/> |
| The length of time for each event on the schedule was adequate.      | <input type="radio"/> | <input type="radio"/> | <input type="radio"/> | <input type="radio"/> | <input type="radio"/> |
| I learned something new and valuable at the conference.              | <input type="radio"/> | <input type="radio"/> | <input type="radio"/> | <input type="radio"/> | <input type="radio"/> |
| I found new contacts and opportunities for the future collaboration. | <input type="radio"/> | <input type="radio"/> | <input type="radio"/> | <input type="radio"/> | <input type="radio"/> |
| The conference met my expectations.                                  | <input type="radio"/> | <input type="radio"/> | <input type="radio"/> | <input type="radio"/> | <input type="radio"/> |
| Overall, attending the conference was a worthwhile experience.       | <input type="radio"/> | <input type="radio"/> | <input type="radio"/> | <input type="radio"/> | <input type="radio"/> |
| I plan to attend next year's H-PEA conference.                       | <input type="radio"/> | <input type="radio"/> | <input type="radio"/> | <input type="radio"/> | <input type="radio"/> |

*To help us improve future H-PEA conferences, please provide any comments you have about the conference features, including any justifications for your ratings above:*

**<b>2013 H-PEA Conference Evaluation Form&nbsp;</b>****Pre-Conference Workshop Attendance**

**\*1. Did you attend any of the pre-conference workshops held on Thursday, September 12, 2013?**

Yes

No

**<b>2013 H-PEA Conference Evaluation Form&nbsp;</b>****\*1. Please indicate which pre-conference workshop(s) you attended on Thursday, September 12, 2013?**

- Introduction to Conflict Resolution ONLY
- Inquiry: Q Methodology as a Participatory Evaluation Process ONLY
- Both Introduction to Conflict Resolution and Inquiry: Q Methodology as a Participatory Evaluation Process



**<b>2013 H-PEA Conference Evaluation Form&nbsp;</b>**

**Evaluation of the Introduction to Conflict Resolution Workshop**

The "Introduction to Conflict Resolution" Workshop was presented by Marina A. Piscalish on Thursday, September 12, 2013 from 9:00-12:00 pm.

**1. Please rate the following features of the Introduction to Conflict Resolution workshop.**

|  | Poor                  | Fair                  | Good                  | Excellent             |
|--|-----------------------|-----------------------|-----------------------|-----------------------|
| Pace of the workshop                             | <input type="radio"/> | <input type="radio"/> | <input type="radio"/> | <input type="radio"/> |
| Organization of the workshop                     | <input type="radio"/> | <input type="radio"/> | <input type="radio"/> | <input type="radio"/> |
| Hands-on activities                              | <input type="radio"/> | <input type="radio"/> | <input type="radio"/> | <input type="radio"/> |
| Presenter's knowledge of the topic               | <input type="radio"/> | <input type="radio"/> | <input type="radio"/> | <input type="radio"/> |
| Quality of the information and content presented | <input type="radio"/> | <input type="radio"/> | <input type="radio"/> | <input type="radio"/> |
| Usefulness of the information presented          | <input type="radio"/> | <input type="radio"/> | <input type="radio"/> | <input type="radio"/> |

Please provide any comments you may have about this workshop (most and least valuable aspects), including any justifications you may have for your ratings:

**<b>2013 H-PEA Conference Evaluation Form&nbsp;</b>****Inquiry: Q Methodology as a Participatory Evaluation Process workshop**

**\*1. Did you attend the "Inquiry: Q Methodology as a Participatory Evaluation Process" workshop by Matthew Militello and Christopher Janson on Thursday, September 12, 2013 from 1:30-4:30 pm?**

Yes

No

**<b>2013 H-PEA Conference Evaluation Form&nbsp;</b>**

**Evaluation of the Inquiry: Q Methodology as a Participatory Evaluation Proc...**

The "Inquiry: Q Methodology as a Participatory Evaluation Process" Workshop was presented by Matthew Militello and Christopher Janson on Thursday, September 12, 2013 from 1:30-4:30 pm.

**1. Please rate the following features of the Inquiry: Q Methodology as a Participatory Evaluation Process workshop.**

|  | Poor                  | Fair                  | Good                  | Excellent             |
|--|-----------------------|-----------------------|-----------------------|-----------------------|
| Pace of the workshop                             | <input type="radio"/> | <input type="radio"/> | <input type="radio"/> | <input type="radio"/> |
| Organization of the workshop                     | <input type="radio"/> | <input type="radio"/> | <input type="radio"/> | <input type="radio"/> |
| Hands-on activities                              | <input type="radio"/> | <input type="radio"/> | <input type="radio"/> | <input type="radio"/> |
| Presenters' knowledge of the topic               | <input type="radio"/> | <input type="radio"/> | <input type="radio"/> | <input type="radio"/> |
| Quality of the information and content presented | <input type="radio"/> | <input type="radio"/> | <input type="radio"/> | <input type="radio"/> |
| Usefulness of the information presented          | <input type="radio"/> | <input type="radio"/> | <input type="radio"/> | <input type="radio"/> |

Please provide any comments you may have about this workshop (most and least valuable aspects), including any justifications you may have for your ratings:

**<b>2013 H-PEA Conference Evaluation Form&nbsp;</b>**

**Non-attendance at Conference Workshops**

**1. Which of the following reasons were associated with your nonattendance at this year's pre-conference workshop(s) on September 12? (Check all that apply.)**

- Schedule conflict
- Too busy
- Ill that day
- Topics were not appealing
- Speakers were not appealing
- Paying for registration was an issue
- Lack of Institutional funding to support my attendance
- Location
- No longer engaged in evaluation work
- Other (please specify)

---

**2. Do you plan to attend the H-PEA 2014 conference?**

- Yes
- No
- It depends on the timing of the event
- It depends on the speakers, panelists and/or presentations offered
- It depends on the conference topics
- It depends on cost of the event or available funding

Other (please specify)

---

**3. Please provide feedback on ways H-PEA can improve its annual conference.**

**<b>2013 H-PEA Conference Evaluation Form&nbsp;</b>**

**Looking Forward**

**1. How can we increase the value of an H-PEA membership or better meet your evaluation needs?**

**2. H-PEA is run by people like you. Please select any area(s) from the list below that you would be willing to help with (Check *all* that apply).**

- Conference planning
- Serving as a proposal reviewer
- Member recruitment
- Publicity
- Website
- Other events planning

Other:

**3. If you selected that you are willing to help, please provide your contact information below. (Your contact information will be stored separately from your survey responses and kept confidential.)**

Name:

Day phone number:

Email address:

**<b>2013 H-PEA Conference Evaluation Form </b>**

**End of Conference Evaluation**

If you are finished, click "done" to submit and exit the survey.

MAHALO for your time and participation!

## Appendix C: Open Ended Responses

*Appendix C-1: Comments for Item 8: "Please rate the extent to which you agree or disagree with the following statements." The open ended response was asked, "To help us improve future H-PEA conferences, please provide any comments you have about this conference features, including any justifications for your ratings above:"*

| Theme               | Positive | Needs Improvement | Neutral Observation | Recommendations   |
|---------------------|----------|-------------------|---------------------|---|
| Paper Presentations |          | X                 |                     | 1 While I found the SNA paper presentation extremely interesting, it would have been more useful if there were less presenters and more depth given to the SNA process. In the future, if there are multiple authors the review committee should calculate approximately how much time each would have given the other papers in the session so that individual presenters are not rushed.  |
|                     |          | X                 |                     | 4 Paper presenters' presentation did not touch upon evaluation as much.   |
|                     |          | X                 |                     | 8 The symposium from AIR was very interesting- I'd rate that "strongly agree" if it were included in this question. <b>Some of the paper presentations were not well prepared; some were.</b>   |
|                     |          | X                 |                     | 15 The keynote speakers were terrific although I probably couldn't use videos in my work. The posters didn't really capture my interest this year-- perhaps something could be done to make it cohesive. <b>At the paper presentation, one person just read his PowerPoint which wasn't very interesting.</b>   |
|                     |          | X                 |                     | 21 <b>The quality of the paper presentations didn't seem as strong as in previous years.</b> For one of the roundtables, the presenter never showed up.   |
| Keynote Speaker     |          | X                 |                     | 2 I failed to see how the keynote speakers' idea of making a video qualifies as conducting an evaluation. I did not attend their workshop on Q-Sort (which seems like a clever marketing term for the scaling methodology and cluster analysis which it is), so maybe some necessary link to evaluation theory or process was missed. I can see how this could complement an entire evaluation package, but it seemed as if the keynote speakers were insinuating that the video was the evaluation in and of itself. They seemed to be seriously |

| Theme | Positive | Needs Improvement | Neutral Observation | Recommendations   |
|-------|----------|-------------------|---------------------|---|
|       |          |                   |                     | confusing the evaluation with the medium. Does the medium of video add anything over other types of medium? This type of evaluation seems downright negligent without making the connections to the theory, process, or evaluation package.   |
|       | X        |                   |                     | 5 Keynote speakers did a great workshop presentation which exceeded their Conference presentation. The majority of people did not attend the workshops, so they really missed out.  |
|       |          | X                 |                     | 12 <b>Because I didn't attend the workshop, I think the keynote address didn't resonate with me. I felt like I was lacking basics and background and so their speech and showing the videos didn't capture my interest or teach me as much. I will do some research on my own to learn more by looking at their website.</b> Five of us were at a roundtable and the leader/discussant didn't attend (found out later that the person cancelled the day before) so after 10 minutes we headed to other presentations because the other roundtables weren't on topics I wanted to discuss and they had gotten started. I think I saw another roundtable didn't have participants so that only a couple roundtables convened. |
|       | X        |                   |                     | 13 <b>the key note speakers were probably the best i've heard in a few years.</b> My round table presenter was kind of poor though--she tried to cover too much and was not able to clearly articulate what she needed from those present. that was a bummer.   |
|       | X        | X                 |                     | 15 <b>The keynote speakers were terrific although I probably couldn't use videos in my work.</b> The posters didn't really capture my interest this year--perhaps something could be done to make it cohesive. At the paper presentation, one person just read his PowerPoint which wasn't very interesting.  |
|       |          | X                 |                     | 19 The keynote speakers could have stayed and given us a chance to speak with them.   |



| Theme           | Positive | Needs Improvement | Neutral Observation | Recommendations   |
|-----------------|----------|-------------------|---------------------|---|
|                 | X        |                   |                     | 20 <b>The Keynote speakers were great. I thought their presentation was really interesting and engaging. I wish that they had given a quick overview of Q methodology for those of us who didn't attend the workshop sessions on Thursday.</b> I liked the hands-on CPBR breakout activity during the Panel. The challenges brought up by the panelists were quite interesting. However, the panel presentation was a little disorganized. I think the moderator could have been a little more prepared (e.g. practiced her introduction) in order to aide in the understanding of what was going to be happening during the Panel...for a little while I was confused about what we were doing and it seemed there was a lot of confusion in the crowd about which challenge each table was doing. I liked the demonstration presentations and was hoping to come out of the conference with more tools that I could use in my every day work. |
|                 | X        |                   |                     | 22 The keynote speakers were very impressive and provided very relevant information that lead to making meaningful connections to various aspects of evaluation.  |
|                 | X        | X                 |                     | 24 Keynote was provocative but wanted more application to evaluation  |
| Poster Sessions |          | X                 |                     | 3 low attendance for posters. may need to incentivize participation.  |
|                 |          | X                 |                     | 9 The panel presentation was poorly organized and a bit confusing. The moderator also struck me as a bit rude and pushy. <b>Some of the posters were disappointing and poorly made.</b>   |
|                 |          | X                 |                     | 15 The keynote speakers were terrific although I probably couldn't use videos in my work. <b>The posters didn't really capture my interest this year--perhaps something could be done to make it cohesive.</b> At the paper presentation, one person just read his PowerPoint which wasn't very interesting.  |
| Roundtable      |          | X                 |                     | 12 Because I didn't attend the workshop, I think the keynote address didn't resonate with me. I felt like I was lacking basics and background and so their speech and showing the videos didn't capture my interest or teach me as much. I will do some research on my own to learn more by looking at  |

| Theme               | Positive | Needs Improvement | Neutral Observation | Recommendations  |
|---------------------|----------|-------------------|---------------------|--|
|                     |          |                   |                     | their website. <b>Five of us were at a roundtable and the leader/discussant didn't attend (found out later that the person cancelled the day before) so after 10 minutes we headed to other presentations because the other roundtables weren't on topics I wanted to discuss and they had gotten started. I think I saw another roundtable didn't have participants so that only a couple roundtables convened.</b>         |
|                     |          | X                 |                     | 13 the key note speakers were probably the best i've heard in a few years. <b>My round table presenter was kind of poor though--she tried to cover too much and was not able to clearly articulate what she needed from those present. that was a bummer.</b>  |
|                     |          | X                 |                     | 14 The round table session I selected wasn't available since the facilitator/presenter did not show up.  |
|                     |          | X                 |                     | 16 It would help to include information that you'd pick one roundtable for entire session breakout. I thought it was going to be rotating.   |
|                     |          | X                 |                     | 21 The quality of the paper presentations didn't seem as strong as in previous years. <b>For one of the roundtables, the presenter never showed up.</b>  |
| Panel Presentations | X        | X                 |                     | 6 One panel speaker was not well prepared but the other two were.  |
|                     |          | X                 |                     | 9 <b>The panel presentation was poorly organized and a bit confusing. The moderator also struck me as a bit rude and pushy.</b> Some of the posters were disappointing and poorly made.  |
|                     |          | X                 |                     | 17 I am disappointed at the panel. I don't think that [REDACTED] is well prepared and his scenario is too general. [REDACTED] didn't provide any solutions to her scenario. I would rather listen to a presentation on CBPR.   |
|                     | X        | X                 |                     | 20 The Keynote speakers were great. I thought their presentation was really interesting and engaging. I wish that they had given a quick overview of Q methodology for those of us who didn't attend the workshop sessions on Thursday. <b>I liked the hands-on CPBR breakout activity during the Panel. The challenges brought up by the panelists were quite interesting. However, the panel presentation was a little</b> |

| Theme                       | Positive | Needs Improvement | Neutral Observation | Recommendations   |
|-----------------------------|----------|-------------------|---------------------|---|
|                             |          |                   |                     | <b>disorganized. I think the moderator could have been a little more prepared (e.g. practiced her introduction) in order to aide in the understanding of what was going to be happening during the Panel...for a little while I was confused about what we were doing and it seemed there was a lot of confusion in the crowd about which challenge each table was doing.</b> I liked the demonstration presentations and was hoping to come out of the conference with more tools that I could use in my every day work.   |
|                             | X        | X                 |                     | 23 The interactive small group discussion around challenges in CBPR was engaging, thought-provoking, and effective. I enjoyed the real-world application and devising strategies for addressing nuances in developing and sustaining collaborative partnerships.  |
| Symposium                   | X        |                   |                     | 8 <b>The symposium from AIR was very interesting--I'd rate that "strongly agree" if it were included in this question.</b> Some of the paper presentations were not well prepared; some were.   |
| Demonstration Presentations | X        | X                 |                     | 20 The Keynote speakers were great. I thought their presentation was really interesting and engaging. I wish that they had given a quick overview of Q methodology for those of us who didn't attend the workshop sessions on Thursday. I liked the hands-on CPBR breakout activity during the Panel. The challenges brought up by the panelists were quite interesting. However, the panel presentation was a little disorganized. I think the moderator could have been a little more prepared (e.g. practiced her introduction) in order to aide in the understanding of what was going to be happening during the Panel...for a little while I was confused about what we were doing and it seemed there was a lot of confusion in the crowd about which challenge each table was doing. <b>I liked the demonstration presentations and was hoping to come out of the conference with more tools that I could use in my every day work.</b> |
| Overall Presentations       |          | X                 |                     | 7 If at all possible, give presenters who use PPT presentations some advice on format. The PIDF presentation by [REDACTED] was totally unreadable, it   |

| Theme    | Positive | Needs Improvement | Neutral Observation | Recommendations   |
|----------|----------|-------------------|---------------------|---|
|          |          |                   |                     | should have been a handout. Also, I don't believe that people who sit in the audience should not be on the list of presenters, i.e., PIDF staff.  |
|          |          | X                 |                     | 10 There should be a master of ceremonies to thank the previous speakers, announce the next activity, and provide directions about where to go, timing of the event, etc. Perhaps add signage for the break out sessions; it was announced but participants were still uncertain about where to go for the paper, demo, roundtables, etc. |
|          |          | X                 |                     | 18 Need a more robust call-for-presenters because the quality wasn't great. I was one of the reviewers and was really disappointed in what we received. Even more disappointed to learn that we received so few proposals that we had to feature some projects that were not-so-great   |
|          | X        | X                 |                     | 25 Although I like the idea of a more interactive format, both the panel speakers and the roundtable discussion I attended were a bit TOO participatory. I wanted to learn from experts and instead ended up just tossing out ideas to them.  |
| Comments |          |                   | X                   | 11 Thank you for the wonderful food!  |
|          |          |                   | X                   | 26 Please see above.  |
|          |          |                   | X                   | 27 was only able to come for paper presentations.   |

*Appendix C-2: Comments for Item 9: "Please rate the extent to which you agree or disagree with the following statement." The open ended response was asked, "To help us improve future H-PEA conferences, please provide any comments you have about this conference features, including any justifications for your ratings above:"*

| Theme                           | Positive | Needs Improvement | Neutral Observation | Recommendations   |
|---------------------------------|----------|-------------------|---------------------|---|
| Presentation Topics and Content |          | X                 |                     | 1 <b>I was quite disappointed with the keynote speakers. The roundtable topic seemed like it could have been more thought out.</b> Structuring more interactive activities throughout the day and scheduling longer breaks in between sessions might help with connecting and meeting new people. |
|                                 |          | X                 |                     | 2 There seems to be a fairly limited set of topics addressed at the conferences - seems like they are mostly about participatory research and qualitative research.   |
|                                 |          | X                 |                     | 6 I think the content of this year's presentations and  |

| Theme      | Positive | Needs Improvement | Neutral Observation | Recommendations   |
|------------|----------|-------------------|---------------------|---|
|            |          |                   |                     | the keynote - since I missed the background from the workshops - were the main reasons that I didn't think the topics covered were as valuable as in past years. You may want to consider not having the keynote speech be on a topic covered at a workshop or an extension of the workshop. I realize that their showing the videos and talking about how and why they're done was different than the workshops but again, I lacked the background on InQuery to fully appreciate them, I think.   |
|            |          |                   |                     | 7 The length of time for the pre-conference workshop was a little long (3.5 hours). I think the panel session could also have been shortened for the next time around. <b>I liked the case studies presented for the panel as well as the hands-on activities presented at the Q Methodology workshop.</b>  |
|            |          | X                 |                     | 9 <b>I didn't find the workshop topics practical so I did not attend.</b> Not sure whether we need to split the conference by interest; I think private non-profit evaluators have different needs versus government evaluators. The panel discussion was way too long--I didn't like the format. Perhaps we could have interests groups like the national AEA and have each group be on the planning committee.  |
|            | X        |                   | X                   | 11 I was drawn to the conference by the panel discussion on CBPR and I was pleased for the focus on community-based participatory approaches to research and evaluation, which is very tied to my past training as a community psychologist and connected to my current work, however indirectly. I am grateful to our internal SPI department for covering my registration cost. I would not have known about the conference, had it not been for a colleague of mine. Glad to have been included! |
| Networking |          | X                 |                     | 3 The question on contacts and opportunities is two questions to me and I always have difficulty answering two questions in one answer. New contacts, yes; new opportunities, was not my objective. I do not like conferences where people go to find jobs but opportunities to collaborate is really a nice way of putting it indirectly. I'm wide open for collaborations but just not to my aggressively looking for them. Been there, done  |

| Theme                     | Positive | Needs Improvement | Neutral Observation | Recommendations  |
|---------------------------|----------|-------------------|---------------------|--|
|                           |          |                   |                     | that throughout my professional career until my semiretirement.  |
|                           | X        |                   |                     | <b>8 the networking aspects are paying off,i.e. I'm beginning to remember people from years past.</b> the round table i attended was poor so that kind of put a downward spin on the whole conference.   |
| "Timing" and Organization |          | X                 |                     | 1 I was quite disappointed with the keynote speakers. The roundtable topic seemed like it could have been more thought out. <b>Structuring more interactive activities throughout the day and scheduling longer breaks in between sessions might help with connecting and meeting new people.</b>  |
|                           |          |                   |                     | 4 It would have been nice to hear more from the Keynote speakers.  |
|                           |          | X                 |                     | 5 I felt the keynote speakers should've been given more time and the panel less time.  |
|                           |          | X                 |                     | <b>7 The length of time for the pre-conference workshop was a little long (3.5 hours). I think the panel session could also have been shortened for the next time around.</b> I liked the case studies presented for the panel as well as the hands-on activities presented at the Q Methodology workshop.   |
|                           |          |                   |                     | 9 I didn't find the workshop topics practical so I did not attend. <b>Not sure whether we need to split the conference by interest; I think private non-profit evaluators have different needs versus government evaluators. The panel discussion was way too long--I didn't like the format. Perhaps we could have interests groups like the national AEA and have each group be on the planning committee.</b> |
|                           |          |                   |                     | 10 The Race to the top presentation was a bit long. I think I was expecting to walk out of the conference with more evaluation skills than I actually did.   |
|                           |          | X                 |                     | 12 the only timing issue was moving people around after the morning and before the panel. We could have done that in the break. The tables could have numbers/letters A,B,C or 1,2,3 to avoid counting off   |
|                           |          | X                 |                     | 13 On length of time for each event: Clearly not enough time for panel discussion. As noted  |

| Theme | Positive | Needs Improvement | Neutral Observation | Recommendations   |
|-------|----------|-------------------|---------------------|---|
|       |          |                   |                     | previously, I wish the panel had talked more and the rest of us less—but if you're going to have participants go through the exercise, it's important to honor that time by allowing all groups to share out. |
| N/A   |          |                   | X                   | 14 Please see above.  |

*Appendix C3: Feedback from Item 17, "Please provide feedback on ways H-PEA can improve its annual conference."*

| Theme/Areas                           | Observations  | Recommendations  |
|---------------------------------------|---|--|
| Speakers/Presenters                   | I really liked the keynote speakers from 2012, they were established names in the field. I know it is not always possible to attract this caliber of keynote speakers, but that was the difference for me between this year's conference and past year's conferences. | <ul style="list-style-type: none"> <li>- bring established keynote speakers.</li> <li>- I was pleasantly surprised by the content presented. I liked all of the 21st century evaluation strategies that people presented - this is the future of evaluation and we need to start looking ahead as to how we can efficiently and accurately conduct evaluations using 21st century tools.</li> </ul>  |
| Topics/Content                        | - I really did not understand how the topic that the keynote speakers spoke about related to evaluation. It seemed like a discussion of how to do video interviews.   | <ul style="list-style-type: none"> <li>- Maybe survey members on whether they would be interested in having some activity by evaluation topic area, such as education, health, environment, etc. Members may be interested in getting to know others who work in a similar area.</li> <li>- Choose a theme and a wide range of topics associated with that theme and disseminate widely to solicit abstracts/proposals for presentations/posters.</li> <li>- Expand and include more higher education participants and private sector participants other than just UH was helpful (i.e.; presentation by [REDACTED]).</li> <li>- More robust call-for-presenters.</li> </ul> |
| Methods Used                          | - I enjoyed the conference, particularly the discussions we engaged in during and between sessions.   | <ul style="list-style-type: none"> <li>- More papers and posters/robust presentations.</li> <li>- Solicit more papers and posters.</li> </ul>  |
| Participation/Attendance              | - I was kind of disappointed that less people attended the conference.  | - I guess it would be good to survey members who do not attend to find out why.  |
| Planning, Management and Coordination | - I think that more people need to be involved in the planning. Formation of interest groups may a way to start--only need 2-3 to start. Membership is getting too diverse--cannot have a one size fits all conference  | <ul style="list-style-type: none"> <li>- More people to be engaged and feedback before the conference</li> <li>- Better coordination between events. This year it did not feel like someone was running the show.</li> <li>- A newsletter on website may be nice to summarize what is going on in evaluation in Hawaii and link to conferences on the mainland. Need a mechanism to get feedback from members BEFORE the conference is planned.</li> </ul>   |
| Foods and Venue                       | - The food was good, the venue was pleasant, and the acoustics were fine. Venue was beautiful. BTW, that great food!  | <ul style="list-style-type: none"> <li>- Have caramel sauce at the ice cream bar.</li> <li>- Let us have a location that does not prevent some people to attend.</li> </ul>  |
|                                       | - Seriously, you are really doing a great job on a significant need in a  | - Would be curious about what the evaluation survey says about the conference location.  |



| Theme/Areas                | Observations   | Recommendations  |
|----------------------------|--|--|
|                            | beautiful place. Thanks for the opportunity to share in the process. I am sorry I overlooked the evaluation e-mail.  | - While it is certainly a nice facility, it seems as if the location may prohibit some people from attending, particularly students and people traveling in from neighbor islands and locations. |
| Duration and Schedule      | - The afternoon sessions were not very well explained<br>- The ice cream social was late   | - Would have been helpful to introduce the various sessions prior. (Perhaps before lunch?)   |
| Other Opportunities        | - What other events, trainings,, opportunities for networking H-PEA offers aside from the annual conference  | - Members may be interested in getting to know others who work in a similar area.  |
| Overall Opinion/impression | <p>It was a great conference. Mahalo for everything.<br/>Glad that membership is included in the registration -- mahalo!</p> <p>I chose to leave after the symposium (4 pm) and sort of wished that I had stayed for the ice cream social. However, the program and the at-a-glance schedule showed differing information on when the poster session/ice cream social would be held (2:45-4 pm vs. 4-5pm). When I looked to see who might still be around at the end of the day, I opted out -- seemed like not too many people decided to stick around. I would like to know what other events, trainings, opportunities for networking H-PEA offers aside from the annual conference.</p> <p>Thanks for sending the reminder. I appreciate it. We elderly require some reminders now and then.</p> |  |

*Appendix C4 - Comments for Item 18, "How can we increase the value of an H-PEA membership or better meet your evaluation needs?"*

| Keep it up   | Neutral   | Needs Improvements  |
|--|---|---|
| <p>More of the methodological (Excel) workshops that Monica and others put on the other year.</p> <p>Continue the hands-on training workshops.</p> <p>listserv works well.</p> <p>Encourage all state agencies, university</p> | <p>My involvement is pretty much as a retiree, i.e., with some energy on occasion. So, I'm not one to be looking for a lot more activities since I'm at home most of the time working on publications, etc.</p> <p>I do not know.</p> <p>Overall great conference and introduction into your association. I think getting the</p> | <p>Additional workshops or even notices of other relevant workshops throughout the year.</p> <p>Quarterly networking events or educational workshops.</p> <p>Something that helps foster a sense of connection with the community of evaluators.</p> <p>Is there a regular newsletter or just the irregular notices of opportunities? Is the website used</p> |

| Keep it up  | Neutral   | Needs Improvements   |
|---|---|--|
| <p>departments, community organizations etc. to use the listserv to post RFPs.</p> <p>You are already doing it.</p> <p>I think you had a wide level of expertise from new people like myself to people who have been doing evaluation/research for years.</p> <p>be a catalyst for common standards for evaluation</p> <p>I love the free workshops offered throughout the year.</p> <p>I really do not participate much as I live on the island of Hawaii, but find my involvement valuable nonetheless.</p> | <p>word out to more people and different fields would be great. Great quality of information. Sometimes above my understanding but that is okay.</p> <p>Have not thought about this fully, but somehow gathering information on programs, projects, or organizations that are looking for expertise in evaluation, research, analysis, data systems, etc., and disseminating this info to members. I think there is a demand out there, and opportunities for HPEA members to help/consult, but business and organizations might not know how to find the expertise that HPEA members have. I am also not sure what kind of "marketing" efforts are currently or previously done.</p> <p>N/A</p> <p>I am new to this area so I do not know much (if anything) about what is included in H-PEA membership.</p> | <p>for just the annual conference or are other uses up coming?</p> <p>More workshops throughout the year similar to the Access and Excel workshops.</p> <p>Provide a wider range of topics for both beginning evaluators and seasoned evaluators.</p> <p>keep offering diverse subjects, topics and perhaps even controversial subject matter for the attendees to chew on....</p> <p>More activities.</p> <p>Provide mini-conferences throughout the year; perhaps just a 2-hour session on different topics polled to be of interest to the membership.</p> <p>More between conference activities for professional growth.</p> <p>More activities to be planned and implemented in the future.</p> <p>As I mentioned before, more opportunities to learn and network would be great -- both formally and informally. Since I am new to H-PEA and to Hawai`i, I am eager to connect to evaluators and see how I might contribute to engaging with local communities.</p> <p>More active listserv.</p> |

| Keep it up | Neutral | Needs Improvements   |
|------------|---------|--|
|            |         | More workshops during the year<br>Keep having ad hoc workshops |